




FILM PHOENIX

FY2019-20 ECONOMIC IMPACT REPORT

FILM PRODUCTION IN GREATER PHOENIX



1,510
PROJECTS



1,746
SHOOT DAYS



2,513
LOCAL CREW



1,145
LOCAL TALENT



1,492
HOTEL NIGHTS

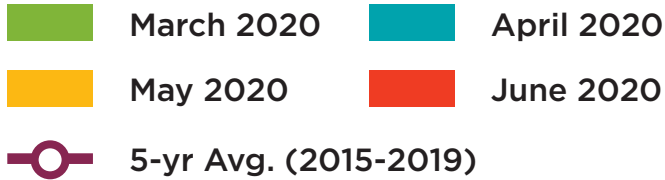
WITH A **TOTAL**
SPENDING OF

\$ 13.1M

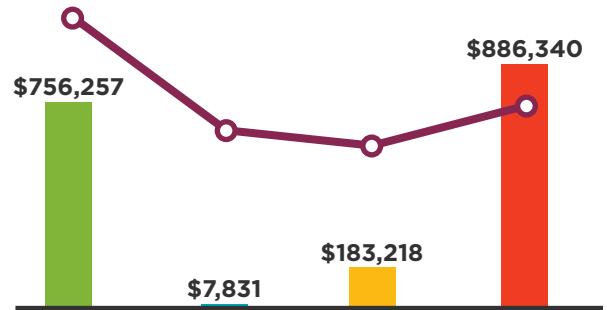
	PROJECTS	SHOOT DAYS	SPENDING	LOCAL CREW	LOCAL TALENT	HOTEL NIGHTS
COMMERCIALS	152	306	\$7,233,874	1,088	517	906
DOCUMENTARY	8	10	\$58,100	34	24	50
INDUSTRIAL/CORPORATE	639	311	\$1,678,504	523	194	38
FEATURE FILM/INDIE	10	132	\$935,162	109	55	18
MUSIC VIDEO	33	93	\$243,662	89	30	11
SOCIAL MEDIA/WEBCAST	116	196	\$323,655	84	24	34
STILL PHOTOGRAPHY	508	556	\$1,958,983	309	210	389
STUDENT FILM	6	17	\$2,687	35	17	3
TELEVISION	27	100	\$659,869	167	43	41
ALL OTHERS	11	25	\$25,685	75	31	2
TOTALS	1,510	1,746	\$13,120,180	2,513	1,145	1,492
				3,658		

2020 PANDEMIC MONTHS

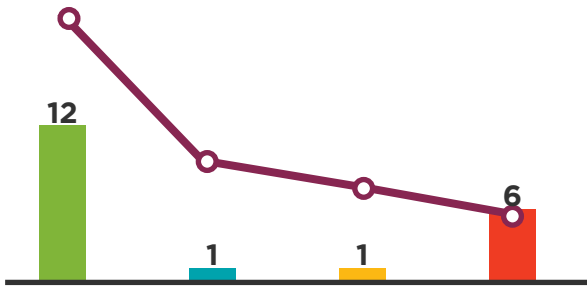
LEGEND



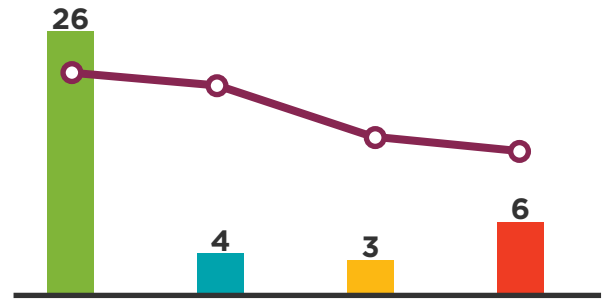
Budget Spent



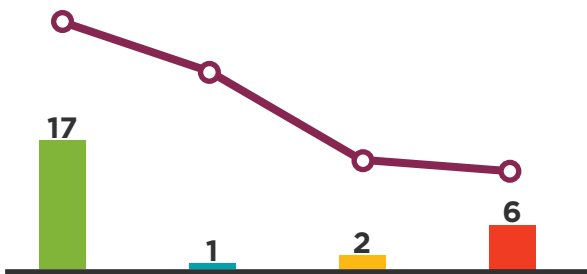
Permits Issued



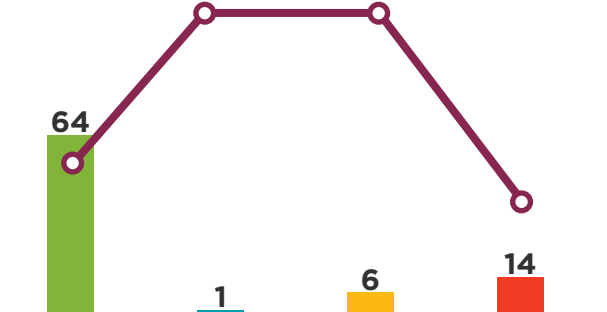
Inquiries Received



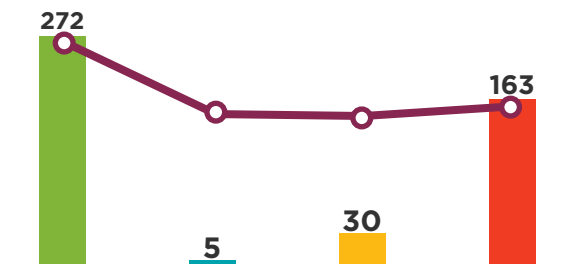
Projects



Shoot Days



Crew Jobs



Talent Jobs

