


50th Anniversary

FILM PHX

Est. 1974 CITY OF PHOENIX FILM OFFICE

2023-2024 ECONOMIC IMPACT REPORT

	PROJECTS	SHOOT DAYS	SPENDING	LOCAL CREW	LOCAL TALENT	HOTEL NIGHTS
COMMERCIALS	139	246	\$11,725,377	2,026	830	808
DOCUMENTARY	26	59	\$880,955	127	26	74
INDUSTRIAL/CORPORATE	882	155	\$1,058,840	358	312	47
FEATURE FILM/INDIE	10	64	\$3,182,639	164	250	849
SOCIAL MEDIA/WEBCAST	16	28	\$152,388	75	36	19
STILL PHOTOGRAPHY	199	261	\$3,171,756	353	257	833
STUDENT	24	44	\$42,220	163	65	0
TELEVISION	39	202	\$1,443,212	181	49	240
ALL OTHERS	6	10	\$225,709	33	5	6
TOTALS	1,341	1,068	\$21,883,096	3,480	1,830	2,876
				5,310		




WITH A TOTAL SPENDING OF **\$21.8M**

FILM PRODUCTION IN GREATER PHOENIX




1341
PROJECTS



1068
SHOOT DAYS



3480
LOCAL CREW



1830
LOCAL TALENT



2876
HOTEL NIGHTS

All data was compiled from surveys sent to productions that shot in Phoenix and local production companies. In lieu of completed surveys, economic impact estimates were based on Phoenix Film Office averages and data from the Association of Film Commissioners International. No multipliers were used.

JULY 2024